

# Other useful websites that may help your child are:

[www.bbc.co.uk/schools/bitesizeprimary](http://www.bbc.co.uk/schools/bitesizeprimary)

[www.topmarks.co.uk](http://www.topmarks.co.uk)

<https://www.littlewandlelettersandsounds.org.uk/resources/for-p%20arents/>

<https://www.topmarks.co.uk/maths-games/hit-the-button>































<https://www.phonicsplay.co.uk/> (some free resources but membership needed)

<https://storylineonline.net/books/fast-words-fly/>








<https://www.bbc.co.uk/newsround>

<https://whiteroseeducation.com/1-minute-maths>

Grow the code grapheme mat Phase 2, 3 and 5

 s ss c se ce st sc	 t tt	 p pp	 n nn kn gn	 m mm mb	 d dd	 g gg	 c ck cc ch	 r rr wr	 h
 b bb	 f ff ph	 l ll le al	 j jg dge ge	 v vv ve	 w wh	 x	 y	 z zz s se ze	 qu
 ch tch ture	 sh ch ti ssi si ci	 th	 ng	 nk	 a	 e ea	 i y	 o a	 u o-e ou

Grow the code grapheme mat Phase 2, 3 and 5

 ai ay a a-e eigh aigh ey ea	 ee ea e e-e ie y ey	 igh ie i i-e y	 oa o o-e ou oe ow	 oo ue u-e ew ou ui	yoo ue u u-e ew	 oo u* oul	 ar a*
 or aw au aur oor al a oar ore	 ur er ir or	 ow ou	 oi oy	 ear ere eer	 air are ere ear	zh su si	

\*depending on regional accent



# Common Exception Words Mat



Aa Bb Cc Dd Ee Ff Gg Hh Ii Jj Kk Ll Mm Nn Oo Pp Qq Rr Ss Tt Uu Vv Ww Xx Yy Zz

**Aa**

after  
again  
any  
are  
ask

**Bb**

bath  
be  
beautiful  
because  
behind  
both  
break  
busy  
by

**Cc**

child  
children  
Christmas  
class  
climb  
clothes  
cold  
come  
could

**Dd**

do  
door

**Ee**

even  
every  
everybody  
eye

**Ff**

fast  
father  
find  
floor  
friend  
full

**Gg**

go  
gold  
grass  
great

**Hh**

half  
has  
he  
here  
his  
hold  
hour  
house

**Ii**

I  
improve  
is

**Ll**

last  
love

**Mm**

many  
me  
mind  
money  
most  
move  
Mr  
Mrs  
my

**Nn**

no

**Oo**

of  
old  
once  
one  
only  
our

**Pp**

parents  
pass  
past  
path  
people  
plant  
poor  
pretty  
prove  
pull  
push  
put

**Ss**

says  
school  
she  
should  
some  
steak  
sugar  
sure

**Tt**

the  
there  
they  
to  
today  
told

**Ww**

was  
water  
we  
were  
where  
who  
whole  
wild  
would

**Yy**

you  
your

## Little Wandle - Letters and Sounds Year 1 Phonics Home Learning



Phase 5 - Summer 1 Week 1

Focus - Review for Phonics Screening Check

Please support your child to practise and reinforce the phonemes and graphemes we are learning in school. More information and support can be found on the Little Wandle website - <https://www.littlewandlelettersandsounds.org.uk/resources/for-parents/>

Phonemes we will be focusing on this week in school -

<b>ay</b>	/ai/ play	<b>a-e</b>	/ai/ snake
<b>ea</b>	/ee/ each	<b>e</b>	/ee/ he

We will be reading and writing words. Can you see this week's focus phonemes?

spray	same	bead	being
we	least	snake	day
crayon	amaze	read	secret

We will be reading and writing sentences. Can you spot any tricky words? Can you see this week's focus phonemes? Can you read these sentences fluently?

The children play in the park on a warm day in May.  
They waited to play the game of snakes and ladders.  
As a treat they all went to the sea and played on the beach.  
Where was the secret shop we got the treat from?

We will be practising tricky words. Can you spot the tricky part of the word?

eye      sure      pure      said      were

We will be spelling words. Can you write these words? Can you use the correct phonemes?

play      made      treat      fever

## Little Wandle - Letters and Sounds Year 1 Phonics Home Learning



Phase 5 - Summer 1 Week 2

Focus - Review for Phonics Screening Check

Please support your child to practise and reinforce the phonemes and graphemes we are learning in school. More information and support can be found on the Little Wandle website - <https://www.littlewandlelettersandsounds.org.uk/resources/for-parents/>

Phonemes we will be focusing on this week in school -

<b>ie</b>	/igh/ ple	<b>i-e</b>	/igh/ time
<b>o</b>	/oa/ go	<b>o-e</b>	/oa/ home

We will be reading and writing words. Can you see this week's focus phonemes?

cried	time	post	home
note	open	prize	pie
so	explode	inside	lie

We will be reading and writing sentences. Can you spot any tricky words? Can you see this week's focus phonemes? Can you read these sentences fluently?

Tie a ribbon on the tree with pink blossoms.  
What time is best to pick ripe plums from the trees?  
Open the box and look inside!  
"I woke up in fear after I hear the ship explode!" she cried.

We will be practising tricky words. Can you spot the tricky part of the word?

were      one      says      here      today

We will be spelling words. Can you write these words? Can you use the correct phonemes?

fried      like      over      stone

## Little Wandle - Letters and Sounds Year 1 Phonics Home Learning

Phase 5 - Summer 1 Week 3

Focus - Review for Phonics Screening Check



Please support your child to practise and reinforce the phonemes and graphemes we are learning in school. More information and support can be found on the Little Wandle website - <https://www.littlewandlelettersandsounds.org.uk/resources/for-parents/>

Phonemes we will be focusing on this week in school -

<b>ue</b>	/oo/ blue /yoo/ rescue	<b>ew</b>	/oo/ chew /yoo/ new
<b>u-e</b>	/oo/ rude /yoo/ cute	<b>aw</b>	/or/ claw

We will be reading and writing words. Can you see this week's focus phonemes?

blue	flew	cute	claw
use	argue	chew	saw
yawn	threw	grew	tube

We will be reading and writing sentences. Can you spot any tricky words? Can you see this week's focus phonemes? Can you read these sentences fluently?

Is it true that you had to rescue the blue kite?  
The stick flew so high because I threw it hard.  
I can fill the tube with water if you hold it still.  
The dog was giving me its paw the shake hands!

We will be practising tricky words. Can you spot the tricky part of the word?

today      their      people      your      any

We will be spelling words. Can you write these words? Can you use the correct phonemes?

value      stew      cube      straw

## Little Wandle - Letters and Sounds Year 1 Phonics Home Learning

Phase 5 - Summer 1 Week 4

Focus - Review for Phonics Screening Check



Please support your child to practise and reinforce the phonemes and graphemes we are learning in school. More information and support can be found on the Little Wandle website - <https://www.littlewandlelettersandsounds.org.uk/resources/for-parents/>

Phonemes we will be focusing on this week in school -

<b>ea</b>	/e/ head	<b>ir</b>	/ur/ bird
<b>ou</b>	/ow/ cloud	<b>oy</b>	/oi/ toy

We will be reading and writing words. Can you see this week's focus phonemes?

head	skirt	proud	boy
annoy	feather	bird	cloud
about	third	breakfast	destroy

We will be reading and writing sentences. Can you spot any tricky words? Can you see this week's focus phonemes? Can you read these sentences fluently?

I yawn all the way through breakfast!  
I thought that the girl had a bird on the coat.  
I am proud that I found that feather.  
We enjoy mucking about in the water.

We will be practising tricky words. Can you spot the tricky part of the word?

any      many      who      whole      two

We will be spelling words. Can you write these words? Can you use the correct phonemes?

bread      girl      sound      toy

## Little Wandle - Letters and Sounds Year 1 Phonics Home Learning



Phase 5 - Summer 1 Week 5

Focus - Review for Phonics Screening Check

Please support your child to practise and reinforce the phonemes and graphemes we are learning in school. More information and support can be found on the Little Wandle website - <https://www.littlewandlelettersandsounds.org.uk/resources/for-parents/>

Phonemes we will be focusing on this week in school -

<b>i</b>	/igh/ tiger	<b>a</b>	/ai/ paper
<b>ow</b>	/oa/ snow	<b>u</b>	/yoo/ unicorn

We will be reading and writing words. Can you see this week's focus phonemes?

tiger	acorn	grow	unicorn
music	find	paper	snow
window	human	spider	chasing

We will be reading and writing sentences. Can you spot any tricky words? Can you see this week's focus phonemes? Can you read these sentences fluently?

We came first and were wild with joy once we got our medal.

I need butter for my baking.

I thought the arrow was too low to hit the target.

My friend has a wild unicorn that eats snow!

We will be practising tricky words. Can you spot the tricky part of the word?

two eye thought through friend

We will be spelling words. Can you write these words? Can you use the correct phonemes?

child baking follow tuna

## Little Wandle - Letters and Sounds Year 1 Phonics Home Learning



Phase 5 - Summer 1 Week 6

Focus - Review for Phonics Screening Check

Please support your child to practise and reinforce the phonemes and graphemes we are learning in school. More information and support can be found on the Little Wandle website - <https://www.littlewandlelettersandsounds.org.uk/resources/for-parents/>

Phonemes we will be focusing on this week in school -

<b>ph</b>	/f/ phone	<b>wh</b>	/w/ wheel
<b>ie</b>	/ee/ shield	<b>g</b>	/j/ giant

We will be reading and writing words. Can you see this week's focus phonemes?

phone	white	brownie	giant
magic	elephant	wheel	shield
whale	bodies	alphabet	ginger

We will be reading and writing sentences. Can you spot any tricky words? Can you see this week's focus phonemes? Can you read these sentences fluently?

I took a photo of a dolphin on my phone!

Whisper into the white phone.

I have found a Roman shield in the field.

The giant gave the stone a gentle push.

We will be practising tricky words. Can you spot the tricky part of the word?

friend once out because laugh

# STRETCH AND CHALLENGE

MONEY | QUESTION 1

How many ways can you make 25p?

Each coin can be used more than once.



Can you make 25p using:

a) 2 coins?

c) 4 coins?

e) 6 coins?

b) 3 coins?

d) 5 coins?

f) 7 coins?

1 Fill in the missing numbers.

10 less than 46 is

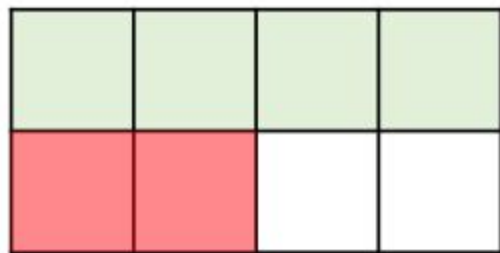
more than 30 is 35

2



How many sweets does Teddy have?

3 Lucy shades in part of a rectangle.



She shades some more squares.

$\frac{3}{4}$  of the rectangle is now shaded.

How many more squares did Lucy shade?

- 1 Which of these numbers is closest to 10?

3

13

Which of these numbers is closest to 50?

75

28

- 2 What are the missing numbers?

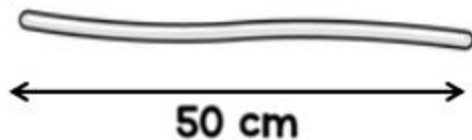
$$64 = 10 + \square$$

$$39 = 100 - \square$$

- 3 Annie has an 80 cm piece of wire.



She cuts the wire into two pieces.  
The long piece is 50 cm long.



She cuts the smaller piece into 2  
more pieces of equal size.

How long is one of these pieces?

1 What are the missing digits?

$$\begin{array}{|c|} \hline 3 \\ \hline \end{array} \begin{array}{|c|} \hline \\ \hline \end{array} + \begin{array}{|c|} \hline \\ \hline \end{array} \begin{array}{|c|} \hline 5 \\ \hline \end{array} = \begin{array}{|c|} \hline 7 \\ \hline \end{array} \begin{array}{|c|} \hline 6 \\ \hline \end{array}$$

2 Annie and Ron each think of a number.

I'm thinking of the number 6



The sum of their numbers is 25  
What is Ron's number?

3 The bee makes a half turn.



Which way is the bee now facing?



- 1 There are 5 marbles in a bag.



Ron has 10 bags of marbles.


He puts 1 more marble in each bag.

How many marbles are there in total now?

- 2 Work out the missing digit.

$$\boxed{5} + \boxed{\phantom{0}} + \boxed{4} = 16$$

- 3 A toy train costs £4 more than a rocket.



The train costs £15

How much do the train and the rocket cost in total?



# LEARN ITS Challenges!

Steps 4, 5 & 6

Name:

Class:

Date:

Step 4

$4 + 6 =$

$8 + 2 =$

$3 + 7 =$

$1 + 9 =$

$5 + 5 =$

Step 5

$3 + 6 =$

$7 + 2 =$

$5 + 2 =$

$4 + 3 =$

$6 + 2 =$

$3 + 5 =$

$9 + 2 =$

$4 + 2 =$

Step 6

$9 + 9 =$

$7 + 7 =$

$8 + 8 =$

$6 + 6 =$





# LEARN ITS Challenges!

Steps 4, 5 & 6

Name:

Class:

Date:

Step 4

$5 + 5 =$

$1 + 9 =$

$6 + 4 =$

$2 + 8 =$

$3 + 7 =$

Step 5

$9 + 2 =$

$6 + 2 =$

$7 + 2 =$

$2 + 5 =$

$6 + 3 =$

$4 + 3 =$

$2 + 4 =$

$5 + 3 =$

Step 6

$6 + 6 =$

$7 + 7 =$

$9 + 9 =$

$8 + 8 =$





# LEARN ITS Challenges!

Steps 4, 5 & 6

Name:

Class:

Date:

Step 4

$4 + 6 =$

$3 + 7 =$

$1 + 9 =$

$5 + 5 =$

$2 + 8 =$

Step 5

$6 + 2 =$

$7 + 2 =$

$5 + 3 =$

$2 + 9 =$

$6 + 3 =$

$4 + 2 =$

$5 + 2 =$

$4 + 3 =$

Step 6

$7 + 7 =$

$6 + 6 =$

$9 + 9 =$

$8 + 8 =$





# LEARN ITS Challenges!

Steps 4, 5 & 6

Name:

Class:

Date:

Step 4

$2 + 8 =$

$6 + 4 =$

$5 + 5 =$

$3 + 7 =$

$1 + 9 =$

Step 5

$6 + 3 =$

$2 + 7 =$

$5 + 3 =$

$5 + 2 =$

$4 + 2 =$

$9 + 2 =$

$3 + 4 =$

$2 + 6 =$

Step 6

$9 + 9 =$

$8 + 8 =$

$7 + 7 =$

$6 + 6 =$



# 10-MIN Writing Prompts

## REFLECT ON YOUR DAY

What went well	Something that made you smile	Date:
		Mood
		Weather
Something that's challenged you	Something to take with you tomorrow	
Three moments you'd like to remember:		

# 10-MIN Writing Prompts

## PLAN FOR TOMORROW

Priorities	Must do	Date:
		Appointments
Would like to do	Meals	
Three steps for a successful day:		

# 10-MIN Writing Prompts

## SAVE THE DAY

Something that isn't going well		Date:
A reason it's not going well		
Three things you need help with to save the day:		
Two things you can do to turn the day around:		

# 10-MIN Writing Prompts

## JOT DOWN THOUGHTS

Something good that happened today	Something that you're proud of	Date:
		Mood
Something you wish went better	Something that made you smile	
Highlight of the day	Something you're working towards	Something you want to do differently tomorrow