

## Impact of the COVID-19 pandemic on the data we publish

Due to the impact of the COVID-19 pandemic, most exams and assessments did not take place in 2019/20 or 2020/21. As a result of this, the government announced that it would not publish school or college level results data in autumn 2020 or autumn 2021.

Information on what this means for the way school and college accountability will operate for 2019/20, 2020/21 and 2021/22 can be found here (<https://www.gov.uk/government/publications/coronavirus-covid-19-school-and-college-performance-measures>).

# Tockwith Church of England Primary Academy (URN: 144930)

This is a new academy which opened on 1 November 2017.  
Go to Tockwith Church of England Voluntary Controlled Primary School for the previous record.

## Key stage 2 three year average

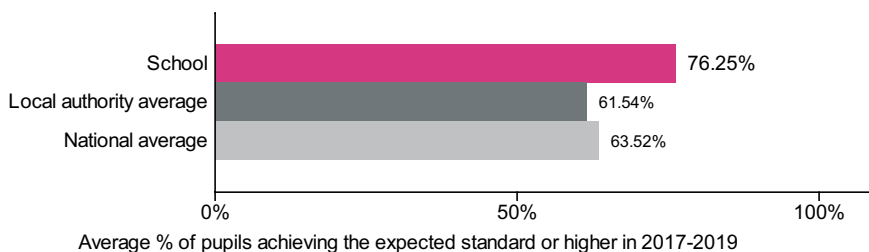
This is revised data for 2018/19.

## Percentage of pupils achieving expected standard in reading, writing and maths, 2017-2019

Number of pupils in 2017 = 25

Number of pupils in 2018 = 29

Number of pupils in 2019 = 26

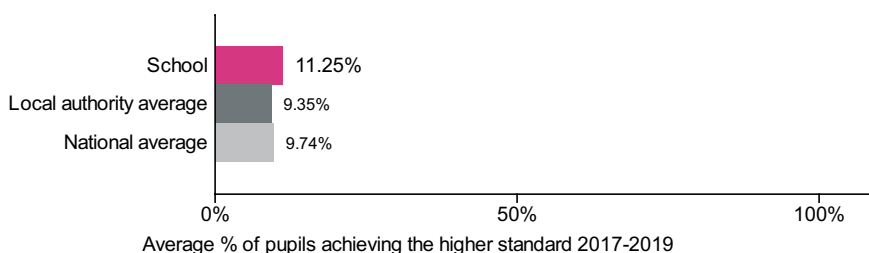


## Percentage of pupils achieving higher standard in reading, writing and maths, 2017-2019

Number of pupils in 2017 = 25

Number of pupils in 2018 = 29

Number of pupils in 2019 = 26



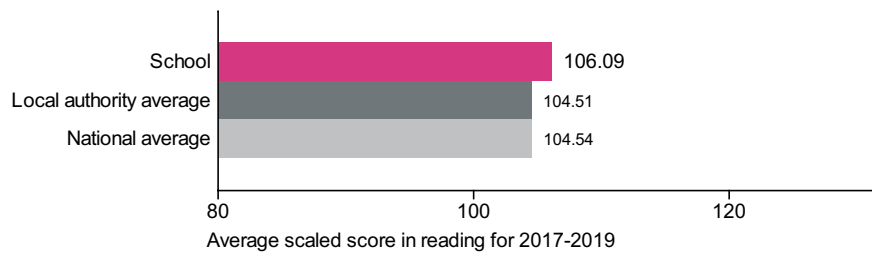
# Average scaled score in:

## Reading, 2017-2019

Number of pupils in 2017 = 25

Number of pupils in 2018 = 29

Number of pupils in 2019 = 26



## Maths, 2017-2019

Number of pupils in 2017 = 25

Number of pupils in 2018 = 29

Number of pupils in 2019 = 26

